

Hydrodynamics

Physics 1425 Lecture 27

Basic Concepts

- Fluid conservation
- Bernoulli's Equation


You are sitting in a rowing boat in a small pond. There are some bricks in the boat. You take the bricks and throw them into the pond. They sink to the bottom.

What happens to the water level in the pond, as measured at the bank?

- A. It falls.
- B. It rises.
- C. It stays the same.

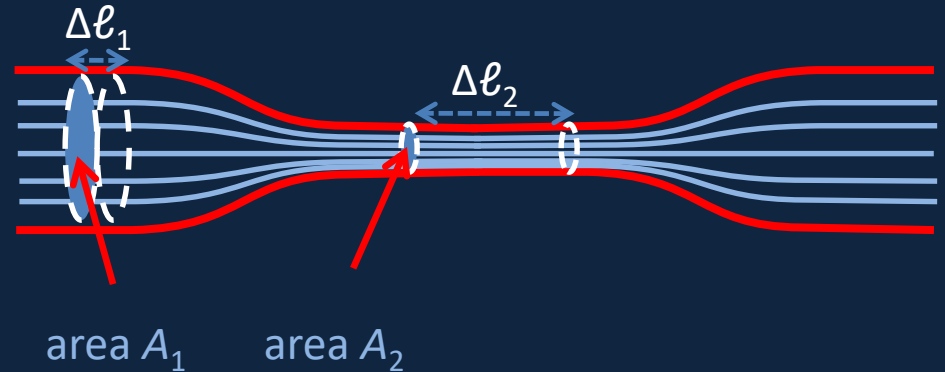
Fluid Flow: Laminar and Turbulent

- In laminar or streamline flow, each particle of fluid follows a smooth path, the streamline.
- Air flow over this Corvette is **laminar** until the end: the air cannot curve in completely at the back, it breaks away forming a **turbulent** wake.



Conservation of Fluid

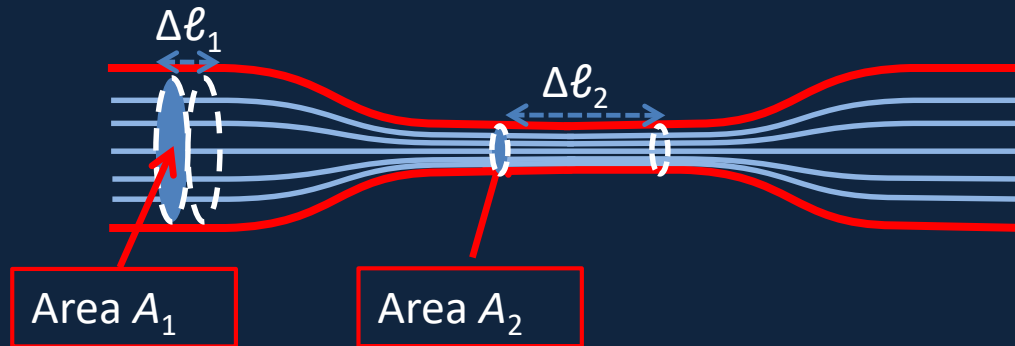
- Suppose fluid is flowing steadily through a pipe which has a narrow section.
- The **rate of flow**, gallons per sec or cubic meters per sec, **must be the same past a point in the narrow part as past a point in the wide part**—or fluid will be piling up somewhere!
- So it flows faster through the narrow part.



- Imagine a short cylinder of the fluid, of length $\Delta\ell_1$ in the wide part—as it squeezes into the narrow part it gets longer.
- The total **mass** of fluid Δm in the short cylinder is **density x area x length**, so

$$\Delta m = \rho\Delta V = \rho_1 A_1 \Delta\ell_1 = \rho_2 A_2 \Delta\ell_2$$

Fluid Velocity: Equation of Continuity

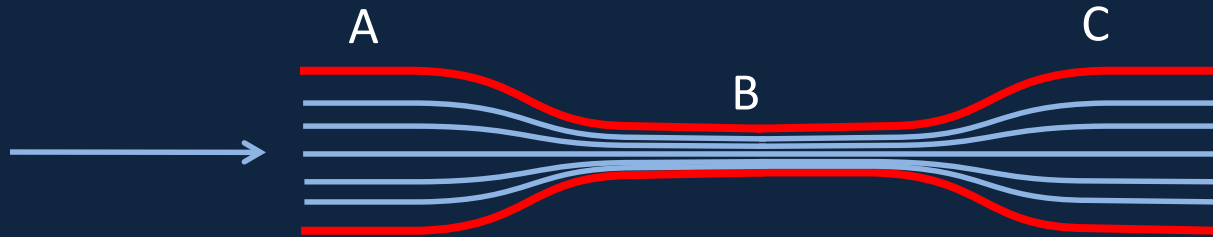


- If the fluid flows distance $\Delta \ell_1$ in the wide tube in time Δt , the **mass flow rate** past a point is $\Delta m / \Delta t = \rho_1 A_1 \Delta \ell_1 / \Delta t = \rho_1 A_1 v_1$.
- Since the mass flow rate through area A_1 must equal that through A_2 for steady flow,

$$\rho_1 A_1 v_1 = \rho_2 A_2 v_2$$

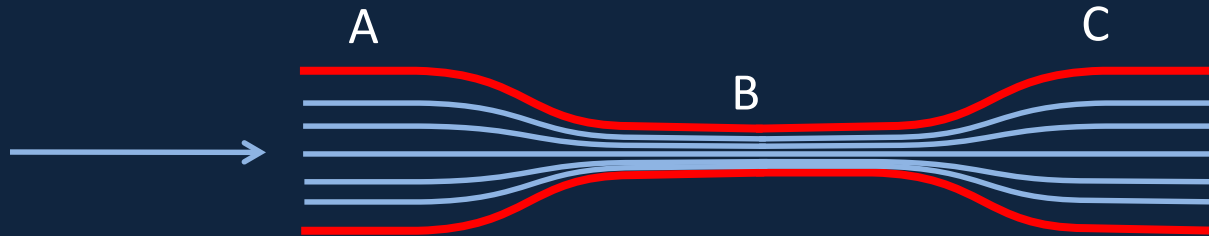
the “**equation of continuity**” and often the ρ 's can be dropped—water is essentially incompressible, and at low speeds so is air.

Clicker Question



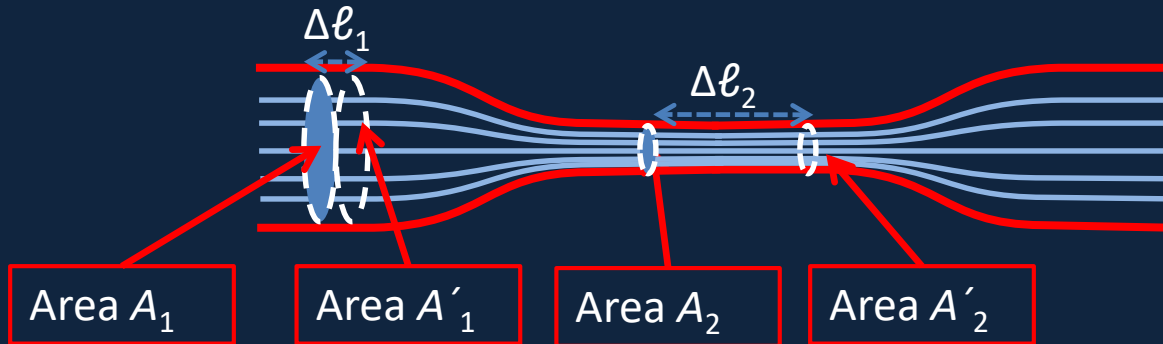
- Where will the **pressure be greatest** in steady fluid flow?
 - A. The entering wide part
 - B. The central narrow part
 - C. The final wide part

Clicker Answer



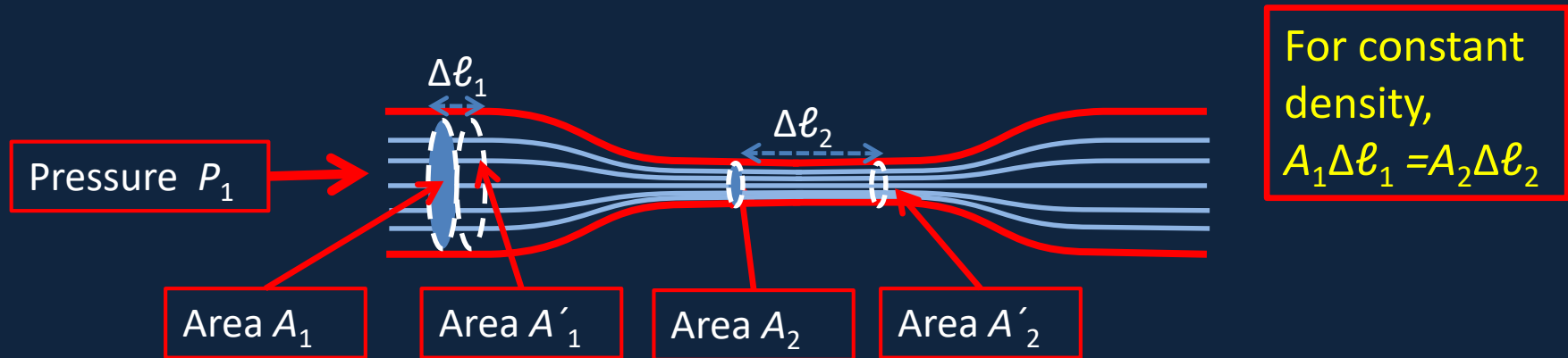
- Where will the **pressure be greatest** in steady fluid flow?
- The portion of fluid **speeds up** as it enters the narrow part—**this can only happen if it's pushed from behind**. This means *the pressure behind is greater*.
- As it leaves the narrow part, it slows down: again, **the pressure is greater in the wide part**.

Bernoulli's Equation



- Focus now on the block of fluid that's between A_1 and A_2 at one instant in time.
- After time Δt , that same fluid will now be between the downstream areas A'_1 and A'_2 , and it's picked up some KE!
- A mass $\Delta m = \rho_1 A_1 \Delta \ell_1$ moving at v_1 has been replaced by mass $\rho_2 A_2 \Delta \ell_2$ moving faster—at v_2 . From continuity, these masses are the same—so taking ρ constant, there is a KE gain of
- $$\frac{1}{2} \Delta m (v_2^2 - v_1^2) = \frac{1}{2} \rho A_1 \Delta \ell_1 (v_2^2 - v_1^2).$$

Bernoulli's Equation

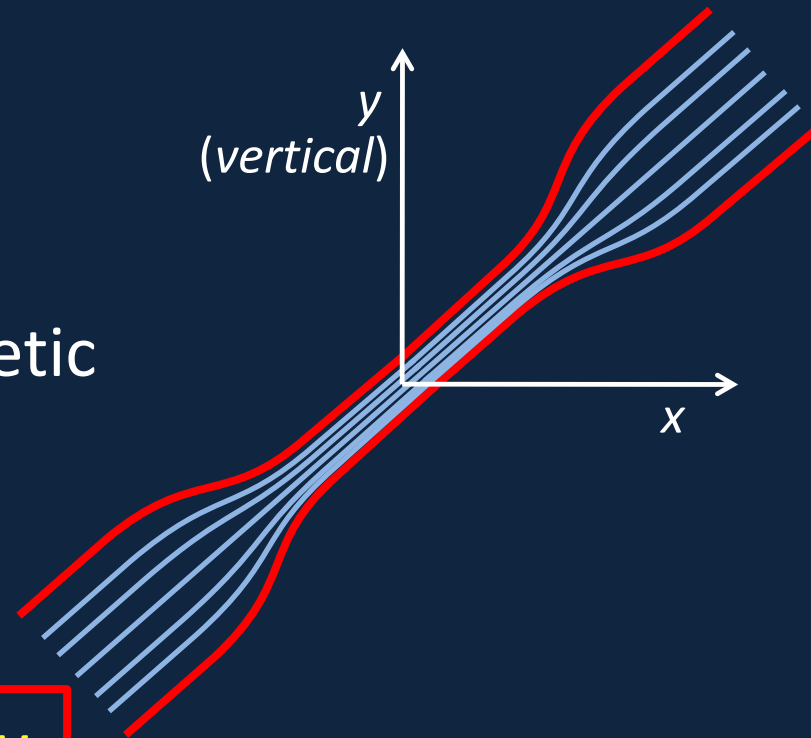


- In the time Δt , there is a **KE gain** of $\frac{1}{2}\rho A_1 \Delta \ell_1 (v_2^2 - v_1^2)$.
- Where did that energy come from?
- In the time Δt , the **pressure P_1 on the area A_1 does work**:
force x distance = $P_1 A_1 \Delta \ell_1$
- **BUT** at the same time, our block of fluid did some work itself: it pushed the fluid in front of it, doing work = $P_2 A_2 \Delta \ell_2$.
- **SO** net work done = $(P_1 - P_2) A_1 \Delta \ell_1 = \text{KE gain } \frac{1}{2}\rho A_1 \Delta \ell_1 (v_2^2 - v_1^2)$
- That is, $P_1 + \frac{1}{2}\rho v_1^2 = P_2 + \frac{1}{2}\rho v_2^2$

Uphill Work...

- What if the pipe is *tilted upwards*?
- Now the pressure speeding the fluid along has to lift it as well!
- So the pressure adds potential energy corresponding to how much it was lifted as well as kinetic energy from speeding it up.
- This gives the full Bernoulli's equation:

$$P_1 + \frac{1}{2}\rho v_1^2 + \rho g y_1 = P_2 + \frac{1}{2}\rho v_2^2 + \rho g y_2$$



I hold two sheets of paper hanging from my hands parallel, one or two inches apart.

I blow between the two sheets.

What happens?

A. They move towards each other.

B. They move apart.

Torricelli's Theorem

- Water coming from a small spigot in a large tank has a speed given by

$$v^2 = 2gh$$

- This is a special case of Bernoulli's equation, because the outside pressure at the spigot is the same as that at the top of the fluid, and fluid velocity at the top is negligible.

